

www.otium.co.in



otiumliving

A *pfeda* Product

about us




Otium Living is a part of the Pfeda group which has been producing polyurethane mouldings in Noida, India since 1985. Our products include steering wheels, arms rests, NVH foams, moulded foams & vacuum forming products. We are an OEM supplier to the automotive & furniture industry.

Otium Living comprises of a range of comfort chairs, sofas, poufs, tables, pods & customized furniture. We have also entered the field of die cut & post formed acoustic panels. By directly moulding High resilience polyurethane foam (also called In-situ process), we are able to create complicated shapes while ensuring high quality and comfort for every piece. We have set up an integrated facility in house, from design, steel manufacturing, PUR moulding, wood working equipment, powder coating, CNC machines for wood & PET FELT.

These products can be applied to office spaces, restaurants, homes & other commercial environments.

content

| | |
|--------------------|------------|
| SF 01 Classic Sofa | Page 04-05 |
| SF 02 Cup Chair | Page 06 |
| SF 03 Mollis | Page 07 |
| SF 05 Quadro | Page 08-09 |
| SF 07 Orbit | Page 12-13 |
| SF Pouffe | Page 14-17 |
| SF P.U Chair Blue | Page 18 |
| SF 04 Wing Chair | Page 19 |
| SF 24 Intimo | Page 20 |
| SF 18 Adapt | Page 21 |
| SF 20 Cuba | Page 22 |
| SF 12 Bar Stool | Page 23 |
| SF 17 Snug | Page 24-25 |
| SF 19 Uni | Page 26-27 |
| SF 23 Costa | Page 28-29 |
| SF 32 Gyros | Page 30 |
| SF 33 Adonis | Page 31 |
| SF 36 Cenares | Page 32 |
| SF 34 Lux | Page 33 |
| SF 40 Elegante | Page 34 |
| Table | Page 35 |
| Sofa | Page 36-37 |
| Pods | Page 38-39 |



Wooden base- FB 05

SF 01 Classic Sofa

*Moulded Polyurethane foam with a metal insert
Foam density is 45-50 kg/m³.*

Height : 800mm
Width : 810mm
Depth : 460mm



Other Base Options Available:



Metal Base – FB 01



Wooden Base – FB 04



Metal Base – MB 02



Aluminum Base – MB 03



Aluminum Base – MB 04



SF 02 Cup chair

Moulded Polyurethane foam with a metal insert Foam density is 45-50 kg/m³.

Height : 690mm
Width : 720mm
Depth : 450mm



SF 03 Mollis

*Moulded Polyurethane foam with a metal insert
Foam density is 45-50 kg/m³.*

Height : 830mm
Width : 710mm
Depth : 410mm



Wooden Base : FB 04

Other Base Options Available:



Metal Base – FB 01



Metal Base – FB 02



Metal Base – FB 03



Metal Base- MB 02



Aluminum Base – MB 03




Aluminum Base – MB 04



Metal Base – FB 01



Metal Base – FB 02



SF 05 Quadro

*Moulded Polyurethane foam with a metal insert
Foam density is 45-50 kg/m³.*

Height : 750mm
Width : 630mm
Depth : 500mm



Wooden Base -FB 04

Other Base Options Available:



Wooden Base – FB 09



Metal Base – MB 01



Metal Base – MB 02



Aluminum base – MB 03



Aluminum base – MB 04



Metal Base – FB 03

SF -06 : Swoon

*Moulded Polyurethane foam with a metal insert
Foam density is 45-50 kg/m³.*

Height : 740mm
Width : 740mm
Depth : 460mm



Other Base Options Available:



Metal Base – MB 02



Metal Base – MB 03



Metal Base – MB 04



Metal Base – MB 01



Wooden Base – FB 04



Wooden Base – FB 05



Metal Base – FB 03

SF -07 : Orbit

*Moulded Polyurethane foam with a metal insert
Foam density is 45-50 kg/m3.*

Height : 910mm
Width : 790mm
Depth : 500mm



Other Base Options Available:



Metal Base – MB 02



Metal Base – FB 08



Aluminum Base – MB 03



Aluminum Base – MB 04



Metal Base - MB 01

POUFFE

Moulded Polyurethane foam with a metal insert Foam density is 45-50 kg/m³.



SF -13 : Pie
W630xD450xH450 mm



SF-25
W800xD800xH450 mm



SF -26
W800xD500xH450 mm

POUFFE


*Moulded Polyurethane foam with a metal insert
Foam density is 45-50 kg/m³.*




SF-09 Penta
W560xD560xH450 mm



SF -27
W1500xD500xH450 mm



SF-41 Square
W450xD450xH450 mm



SF-45 Square
W500xD500xH450 mm



SF-08 Quad
W790xD500xH910 mm



SF-14 Metal Base
W400xD400xH450 mm



SF-14 Round 40
W400xD400xH450 mm



SF-42 Oval
W610xD570xH400 mm

POUFFE

*Moulded Polyurethane foam with a metal insert
Foam density is 45-50 kg/m³.*



SF -15 : Recessed Oval
W970xD490xH380 mm



SF -16 : Oval
W710xD440xH370 mm



SF -21 : Round 60
W600xD600xH450 mm

SF - 54 APTUM

India's 1st ever fully moulded PU chair – one piece seat & two side legs cum arm support.

Available in various colours.

Suitable for both indoor and outdoor spaces

Height : 787mm

Width : 533mm

Depth : 406mm



SF - 04 WING CHAIR

*Moulded Polyurethane foam with a metal insert
Foam density is 45-50 kg/m³.*

Height : 870mm
Width : 795mm
Depth : 450mm



Round wooden base





SF -24 : Intimo

Moulded Polyurethane foam with a metal insert Foam density is 45-50 kg/m3.

Height : 930mm
Width : 660mm
Depth : 510mm



SF -18 : Adapt

*Moulded Polyurethane foam with a metal insert
Foam density is 45-50 kg/m³.*

Height : 670mm
Width : 580mm
Depth : 660mm



SF -20 : Cuba

Moulded Polyurethane foam with a metal insert Foam density is 45-50 kg/m³.

Height : 1000mm
Width : 430mm
Depth : 340mm



Metal Base - B02



Metal Base - B 04



Wooden Base - B 01

Other Base Options Available:

SF -12 : Quad Bar stool

Moulded Polyurethane foam with a metal insert Foam density is 45-50 kg/m3.

Height : 830mm
Width : 410mm
Depth : 410mm



SF -39 : Dino Bar stool
W430xD400xH950 mm



SF 33 with Bar Stool Base



SF -12 Quad Bar



Metal Base – FB 02



Metal Base – FB 03



Metal Base – MB 02

SF -17 : Snug

*Moulded Polyurethane foam with a metal insert
Foam density is 45-50 kg/m³.*

Height : 750mm
Width : 530mm
Depth : 500mm



Other Base Options Available:



Aluminum Base – MB 03



Aluminum Base – MB 04



Metal Base – MB 01



Wooden Base – FB 04



Wooden Base – FB 05



Metal Base – FB 03



Metal Base – MB 02



SF -19 : Uni

*Moulded Polyurethane foam with a metal insert
Foam density is 45-50 kg/m³.*

Height : 830mm
Width : 640mm
Depth : 500mm




Other Base Options Available:



Aluminum Base – MB 03



Aluminum Base – MB 04



Metal Base – MB 01



Wooden Base – FB 04



Metal Base – FB 02



Metal Base : FB 02



Wooden Base – FB 04

SF -23 : Costa

*Moulded Polyurethane foam with a metal insert
Foam density is 45-50 kg/m³.*

Height : 830mm
Width : 650mm
Depth : 430mm



Other Base Options Available:



Aluminum Base – MB 03



Aluminum Base – MB 04



Metal Base – MB 01



Metal Base – FB 05



SF - 32 Gyros

*Moulded Polyurethane
foam with a metal insert
Foam density is 45-50
kg/m3.*

Height : 830mm
Width : 710mm
Depth : 410mm



SF-32 : Gyros

SF -33 : Adonis

*Moulded Polyurethane foam with a metal insert
Foam density is 45-50 kg/m³.*

Height : 830mm
Width : 710mm
Depth : 410mm



SF -33 : Adonis



SF -36 : Cenare

*Moulded Polyurethane
foam with a metal insert
Foam density is 45-50
kg/m³.*

Height : 850mm
Width : 430mm
Depth : 450mm



Wooden Base – SF 36

SF -34 : LUX

*Moulded Polyurethane foam with a metal insert
Foam density is 45-50 kg/m³.*

Height : 800mm
Width : 750mm
Depth : 750mm



Other Base Options Available:



Metal Base – MB 02



Metal Base – MB 01



Aluminum Base – MB 03



Aluminum Base – MB 04



Metal Base – FB 08



SF - 40 : Elegante

*Moulded Polyurethane foam
with a metal insert Foam
density is 45-50 kg/m3.*

Height : 750mm
Width : 630mm
Depth : 410mm



Wooden Base - SF 40

Tables



TB 09
920 x 920 x 400

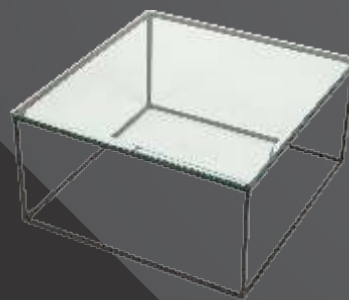
TB 10
520 X 520 X 350



TB 01
720 x 420




TB 02
610 X 335




TB 03
615 x 615 x 350



TB 12
D500 x H500



TB 16
500x380x500 mm



SF - 48
1050X650X800 mm



SF - 47
1600X750X850 mm

SOFA



Other Base Options Available:



SF - 50
800X750X800 mm



SF - 53
1500X750X850 mm



SF - 46
1500X600X750 mm



SF 43
W1000xD600xH1000 mm



PODS

Height : 1350mm
Width : 800mm
Depth : 1300mm



PS - 05

PODS

Height : 1300mm
Width : 800mm
Depth : 1300mm



PS - 04

otiumliving

A  Product

Otium Living

W-15/16, Sector 11, Noida, Uttar Pradesh 201301

Phone : +919811909966

email : info@otium.co.in | website : www.otium.co.in